

AZUR



USB PUMP WITH GAUGE

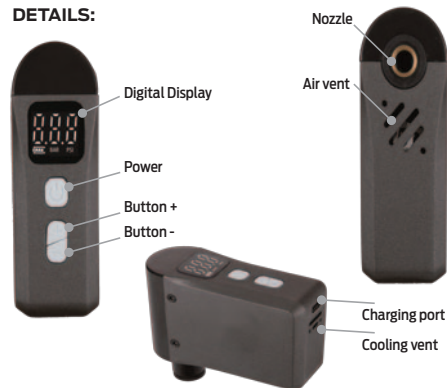
NOTES:

- This pump is intended for use as a portable air compressor for pumping bicycle tyres to 120psi.
- Using the needle adaptor, the pump can be used to inflate sporting equipment such as footballs, netballs and basketballs.
- Using the Inflatable toy adaptor small inflatable toys can be inflated.


WARNINGS:

- The pump may become hot during inflation, please handle with care.
- Please make sure pump is fully charged before use.
- Please charge at least once a month regardless of use.
- This pump is not waterproof, protect the pump from rain. Do not store outside. Do not use with wet hands.
- This pump contains a lithium battery please dispose of correctly.
- The manufacturer is not responsible for damage due to incorrect operation.
- This pump is not to be used by children, unless supervised by an adult. This is not a toy.

DETAILS:



WHATS INCLUDED:



DISPLAY:



SPECIFICATIONS :

- Please use a USB type C charger with an input range of 5V/2.1A or above.
- Battery capacity: 500mAh
- Maximum power: 55W
- Charging indicator: Battery icon flashing charging. Stop flashing fully charged.
- Charge time: 30min
- Pressure gauge range:
 - 3-120psi working inflation range
 - 3-150psi pressure measurement range. (Exceeding 150psi can damage sensor)
- Operating temperature: -20 °C to 80 °C
- Product weight 150g

OPERATION:


To turn on: Press and hold power button. The display will light up.

To set target air pressure: Press the + or - buttons until desired value is reached. Max 120psi.

Unit Change: Press both + and - buttons together to switch between psi and bar.

To start inflation: Once the pump is on, press the power button. Note: Do not cover any vents when pump is working.

This device can also be used as a pressure gauge. Max 150psi



Manufacturer:Yongkang Zhufeng inflator Co., Ltd
Address: No. 88, Xueyuan North Road, Economic Development Zone, Yongkang, Jinhua, Zhejiang Province

www.azur.au